


Welcome

Creating your FSA ID (User Name & Password)



Ruben Reyes



**New Mexico
Educational
Assistance
Foundation**

outreach@nmeaf.org



Joni Bearer



NMEAF Outreach Representatives



FSA ID – User Name & Password

The FSA ID is a **username** and **password** combination you need to sign your FAFSA form online.

WHO NEEDS AN FSA ID?

- ✓ Every student
- ✓ ONE of the student's parents (if the student is required to provide info about their parents on the FAFSA form)

If your parent has multiple children who will be filling out the FAFSA form, your parent should use their same FSA ID to sign all his or her children's FAFSA forms.

For more information, visit [StudentAid.gov/fsaid](https://fsaid.ed.gov)

You (and your parent if applicable) should get an FSA ID before you start the FAFSA at StudentAid.gov/fsaid

PARENTS:

Do not create an FSA ID for your child.

STUDENTS:

Do not create an FSA ID for your parent.

Each person must create his or her own FSA ID to avoid issues with the financial aid process.

If you have an FSA ID, but cannot remember your username or password, **DO NOT** try and create another FSA ID. Your FSA ID is associated with your Social Security number, so you can only have one. Instead, just go to fsaid.ed.gov and click "Forgot My Username" or "Forgot My Password" to retrieve your FSA ID information.

Who needs an FSA ID?



Student & 1 Parent

<https://fsaid.ed.gov>



Parents



Students



Borrowers

Whether you're a student, parent, or borrower, you'll need to create your own account to complete federal student aid tasks.

What You Can Use Your Account For

- Filling out the *Free Application for Federal Student Aid* (FAFSA®) form
- Signing your *Master Promissory Note* (MPN)
- Applying for repayment plans
- Completing loan counseling
- Using the *Public Service Loan Forgiveness Help Tool*

Items Needed to Create an Account

- Social Security number
- Your own mobile phone number and/or email address

FAFSA ID – What is it for?

Free Application for Federal Student Aid

My FAFSA® Help Exit FAFSA Form

STUDENT INFORMATION

Welcome to TestN Martin's application!

2022-23 2021-22

Current Application Status:

Not Started

We did not find a 2022-23 FAFSA form on file for you.

To receive student financial aid, you need to fill out a FAFSA form every school year. Are you attending college between July 1, 2022 and June 30, 2023? If so, fill out the 2022-23 FAFSA form.

Start a 2022-23 FAFSA Form



https://fsaid.ed.gov

Username:

- Don't include personal info such as date of birth or name.
- If you see a message "The username you entered is already in use,"

Password:

- Password - 8 and 30 characters and contain at least **one uppercase letter, one lowercase letter, and one number**. Case-sensitive.

The screenshot shows the login page for Federal Student Aid. The URL in the browser is <https://studentaid.gov/fsa-id/sign-in/landing>. The page header includes the Federal Student Aid logo and navigation links for "UNDERSTAND AID" and "APPLY FOR AID". The main content area is titled "Log In" with a double arrow icon. Below this, there are two input fields: "FSA ID Username, Email, or Mobile Phone" and "Password". Both fields are circled in blue. To the right of each field is a "Forgot My Username" or "Forgot My Password" link. Below the password field is a "Show Password" link. At the bottom, there is a blue "Log In" button circled in green, and a "Create an Account" button below it. The page also features a banner at the top stating "An official website of the United States government."

PROVIDE PERSONAL IDENTIFICATION INFORMATION

- Make sure your Social Security number (SSN), date of birth, and name match what's on your Social Security card.
- You must have an SSN to create an account username and password.



FederalStudentAid
An OFFICE of the U.S. DEPARTMENT of EDUCATION
UNDERSTAND AID
APPLY FOR AID
COMPLETE AID PROCESS
MANAGE LOANS

Create an Account (FSA ID)

Step 1 of 7

Personal Information

I understand that I'll be required to certify that the information I provide to create an account (FSA ID) is true and correct and that I'm the individual I claim to be.

If I'm not the person I claim to be, I understand that I'm not authorized to proceed and that I should exit this form now. If I provide false or misleading information, I understand that I might be subject to a fine, prison time, or both.

First Name

Middle Initial

Last Name

Date of Birth

Month Day Year

Social Security Number (SSN)

Note: A user can only have one account associated with his or her Social Security number.

Cancel Continue

PROVIDE CONTACT INFORMATION

The screenshot shows the 'Create an Account (FSA ID)' page, Step 3 of 7: Contact Information. The page is titled 'Create an Account (FSA ID)' and has a progress bar indicating Step 3 of 7. The 'Contact Information' section includes fields for 'Permanent Address' (Address, City, State, ZIP Code) and 'Phone Number' (Mobile Phone Number, Confirm Mobile Phone Number). Below these is a section for 'Mobile Phone Account Recovery' with a checkbox and a warning message. The 'Address' field is filled with '123 Main St', 'City' with 'Laurel', 'State' with '(MD) Maryland', and 'ZIP Code' with '20723'. The 'Mobile Phone Number' field is filled with '(202) 111-9482'. The 'Confirm Mobile Phone Number' field is also filled with '(202) 111-9482'. The 'Mobile Phone Account Recovery' section has a checkbox checked with the text 'Yes, I would like to use my mobile phone for account recovery.' Below this is a warning message: 'By selecting this option, you agree to receive text messages on your mobile phone and confirm you have reviewed and agree to FSA's Terms and Conditions. Message and data rates may apply. Message frequency varies. Reply HELP for help or STOP to opt out.' At the bottom are 'Previous' and 'Continue' buttons.

Create an Account (FSA ID)

Step 3 of 7

Contact Information

Permanent Address

Address
123 Main St

City
Laurel

State
(MD) Maryland

ZIP Code
20723

Phone Number

Mobile Phone Number
(202) 111-9482

Confirm Mobile Phone Number
(202) 111-9482

+ Add Alternate Phone Number

Mobile Phone Account Recovery

We strongly recommend setting up mobile phone account recovery. This option is used to help you restore access to your account by sending you a code via text message if you are locked out.

☒ Yes, I would like to use my mobile phone for account recovery.

By selecting this option, you agree to receive text messages on your mobile phone and confirm you have reviewed and agree to FSA's [Terms and Conditions](#).
Message and data rates may apply. Message frequency varies.
Reply HELP for help or STOP to opt out.

Previous Continue

- To sign up for mobile phone account recovery, provide a mobile phone number on this screen.

COMMUNICATION PREFERENCES

- You must select whether to receive required communications **by email or postal mail**.
- You can **opt in** to receive informational emails and/or text messages regarding programs you may be eligible for.

An official website of the United States government

Help Center English | Español

FederalStudentAid
An OFFICE of the U.S. DEPARTMENT of EDUCATION

UNDERSTAND AID ▾ APPLY FOR AID ▾ COMPLETE AID PROCESS ▾ MANAGE LOANS ▾ Log In | Create Account

Create an Account (FSA ID)

Step 4 of 7

Communication Preferences

Required Communications

The U.S. Department of Education (ED) and its federal student loan servicers will need to send you required communications and documents related to your federal student aid, such as student loan disclosures and interest statements.

I want to receive these communications:

☒ By email *Recommended*

☐ By postal mail

i By selecting this option, you agree to receive required communications by email and confirm you have reviewed and agree to FSA's [Terms and Conditions](#).

Informational Communications

ED and its federal student loan servicers want you to feel confident about the financial aid and student loan process. To help with this, we will sometimes send out information about programs you may be eligible for, such as grant programs, student loan forgiveness programs, income-based repayment plans, and more.

I want to receive these communications:

☐ By email

☐ By text message

Preferred Language

Your choice lets us know how you would like to view website content once logged in, and what to use for your communications.

Language

English ▾ ⓘ

Previous Continue

CHALLENGE QUESTIONS

The screenshot shows the 'Create an Account (FSA ID)' page, Step 5 of 7: Challenge Questions. The page has a navigation bar at the top with links: UNDERSTAND AID, APPLY FOR AID, COMPLETE AID PROCESS, MANAGE LOANS, Log In | Create Account, and a search icon. Below the navigation bar, the title 'Create an Account (FSA ID)' is followed by a progress bar indicating Step 5 of 7. The section is titled 'Challenge Questions'. A note states: 'Challenge questions and answers are used to retrieve your username or password if you forget them or if you need to unlock your account. Note: Answers are not case-sensitive.' There are four challenge questions, each with a 'Question' dropdown menu and an 'Answer' text input field with a 'Show Answer' button. The questions are: 1. 'What was the name of your elementary school?', 2. 'What was the name of your first teacher?', 3. 'What is your mother's maiden name?', and 4. 'In what city did your parents meet?'. At the bottom, there are 'Previous' and 'Continue' buttons.

FederalStudentAid
UNDERSTAND AID APPLY FOR AID COMPLETE AID PROCESS MANAGE LOANS Log In | Create Account

Create an Account (FSA ID)

Step 5 of 7

Challenge Questions

Challenge questions and answers are used to retrieve your username or password if you forget them or if you need to unlock your account.
Note: Answers are not case-sensitive.

Challenge Question 1

Question
What was the name of your elementary school?

Answer
***** Show Answer

Challenge Question 2

Question
What was the name of your first teacher?

Answer
***** Show Answer

Challenge Question 3

Question
What is your mother's maiden name?

Answer
**** Show Answer

Challenge Question 4

Question
In what city did your parents meet?

Answer
**** Show Answer

Previous Continue

- Answering your challenge questions is one way to unlock your account or retrieve your username or password.
- Your answer is not case-sensitive.

REVIEW INFO AND AGREE TO TERMS

- Review and confirm your information.
- If you need to make a correction, use the “Edit” button within that tile of information.
- Review and agree to FSA’s terms and conditions.

Create an Account (FSA ID)

Step 6 of 7

Confirm and Verify

Verify the information you provided for your account below. If there is an error, select "Edit" to correct the information.

Personal Information [Edit](#)

NAME
Jane Doe

DATE OF BIRTH
01/01/2001

SOCIAL SECURITY NUMBER (SSN)
***-**-2818

Account Information [Edit](#)

USERNAME
janedoe

EMAIL ADDRESS
janedoe@gmail.com

PASSWORD

Contact Information [Edit](#)

PERMANENT ADDRESS
123 Main St
Laurel, MD 20723

MOBILE PHONE NUMBER
(202) 238-1291

MOBILE PHONE ACCOUNT RECOVERY
Yes

Communication Preferences [Edit](#)

REQUIRED COMMUNICATIONS
Email

INFORMATIONAL COMMUNICATIONS
Email, Text

VERIFY YOUR CONTACT INFORMATION

- Only a verified email address OR a verified mobile phone number is required, but if you provided both on previous screens, you **MUST** verify both on the “Account Recovery” page.
- Select the “Verify My Mobile Phone Number” button to verify your mobile phone number.
- Select the “Verify My Email Address” button to verify your email address.

An official website of the United States government.

Help Center English | Español

FederalStudentAid
An OFFICE of the U.S. DEPARTMENT of EDUCATION


UNDERSTAND AID ▾ APPLY FOR AID ▾ COMPLETE AID PROCESS ▾ MANAGE LOANS ▾ Log In | Create Account

Create an Account (FSA ID)


Step 7 of 7

Account Recovery

Only a verified email address OR a verified mobile phone number is required, but if you provided both on previous screens, you **MUST** verify both below.



Verify My Mobile Phone Number
NOT VERIFIED



Verify My Email Address
NOT VERIFIED

Previous Finish

VERIFY YOUR MOBILE PHONE NUMBER

- After selecting the “Verify My Mobile Phone Number” button, you will be sent a text message with the six-digit numerical secure code.
- Enter your secure code in the “Verify Your Mobile Phone Number” modal and select “Continue”.
- Once you verify your mobile phone number, you can use it to log in, unlock your account, retrieve your username, or reset your password.
- NOTE: You MUST verify your information before continuing.

The screenshot shows the Federal Student Aid website with a modal titled "Verify Your Mobile Phone Number". The modal text states: "You must verify your phone number before you can use it for account recovery. A text message containing a secure code was sent to the mobile phone number: *****1919. This code is valid for 30 minutes." Below this is a text input field labeled "Enter the secure code below." which is circled in red. To the right of the input field is a link that says "Resend Secure Code". At the bottom of the modal is a blue "Continue" button. In the background, the "Create an Account (FSA ID)" page is visible, showing progress bars for "Verify My Mobile Phone Number" and "Verify My Email Address", both marked as "NOT VERIFIED".

Text Message With Your Secure Code

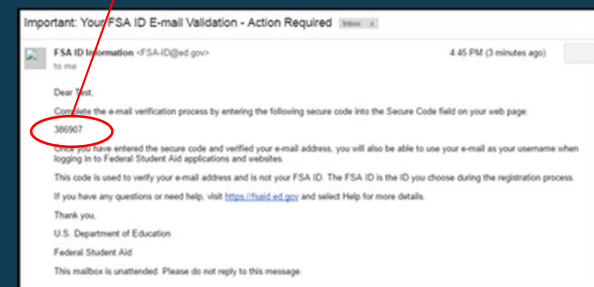
FSA: Your FSA ID temporary secure code is 989046
Enter this online to verify your mobile phone number.

VERIFY YOUR EMAIL ADDRESS

- After selecting the “Verify My Email Address” button, you will be sent an email with the six-digit numerical secure code.
- Enter your secure code in the “Verify Your Email Address” modal and select “Continue”.
- Once you verify your email, you can use it to log in, unlock your account, retrieve your username, or reset your password.
- NOTE: You MUST verify your information before continuing.

The screenshot shows the 'Account Recovery' page at Step 7 of 7. It has two options: 'Verify My Mobile Phone Number' (marked 'VERIFIED') and 'Verify My Email Address' (marked 'NOT VERIFIED'). A modal titled 'Verify Your Email Address' is open, stating: 'You must verify your email address before you can use it for account recovery. An email containing a secure code was sent to the email: to*****@gmail.com'. It asks to 'Enter the secure code below.' with a text input field. A red circle highlights the input field, and a red arrow points from the email screenshot below to it. There is a 'Resend Secure Code' link and a 'Continue' button. The background page has 'Previous' and 'Finish' buttons.

Email With Your Secure Code

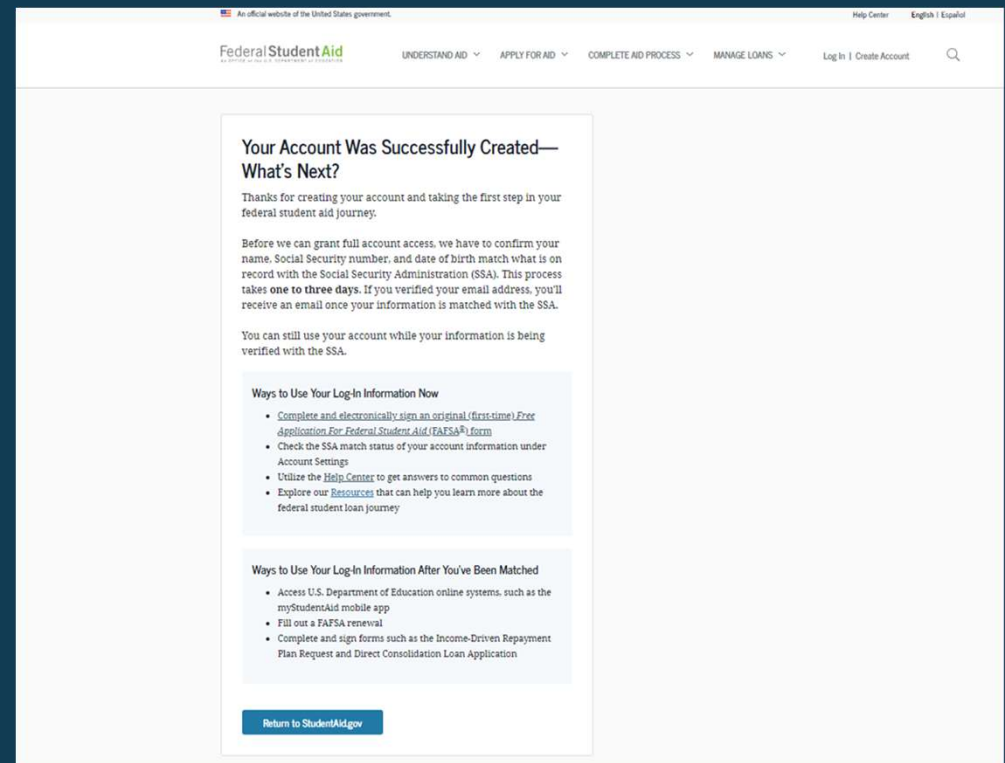


YOUR ACCOUNT IS CREATED!

- If you provided an email address, you'll receive a confirmation email.

Using Your Account Username and Password

- You can immediately use your account username and password to sign an original (first-time) FAFSA form.
- Your info will be sent to the Social Security Administration (SSA) for confirmation.
- SSA review will take 1–3 days.
- Until your info is verified, you won't be able to take certain actions, such as correcting your FAFSA form, submitting a FAFSA Renewal, or signing forms such as the *Income-Driven Repayment Plan Request* and *Direct Consolidation Loan Application*.



SOCIAL SECURITY ADMINISTRATION (SSA) MATCHING

- You should receive an email informing you of the results of the SSA review. If you didn't provide an email when creating your account, you can check the status on the "Personal Information" page at [StudentAid.gov/settings/edit-information/personal-information](https://studentaid.gov/settings/edit-information/personal-information).
- If there is an issue, log in to your "Account Settings" at [StudentAid.gov/settings](https://studentaid.gov/settings) and review/update your profile info. If your info is correct, you'll need to contact the SSA. To find your local SSA office, call 1-800-772-1213 or go to ssa.gov.

----- Forwarded message -----

From: **FSA ID Information** <FSA-ID@ed.gov>

Date: Fri, Feb 21, 2020 at 10:03 AM

Subject: Your Social Security Administration Results - Successful

To: <fname6@testing@gmail.com>

Dear Fname6,

Your Social Security Administration (SSA) match was completed and your personal information confirmed.

Ways to Use Your Log-In Information Now That You've Been Matched

- Access U.S. Department of Education online systems, such as the myStudentAid app
- Fill out a *Free Application for Federal Student Aid* (FAFSA®) renewal
- Complete and sign forms, such as the Income-Driven Repayment Plan Request or the Direct Consolidation Loan Application

If you have any questions or need help, [visit the StudentAid.gov Help Center](https://studentaid.gov/help-center).

Thank you,

U.S. Department of Education

Federal Student Aid

This mailbox is unattended. Please do not reply to this message.

FORGOT USERNAME

- Select “Forgot My Username” at the log-in screen.
- NOTE: You can log in to your account using your verified email address or verified mobile phone number instead of your username.

The screenshot shows the Federal Student Aid Log In page. At the top, there is a header with the Federal Student Aid logo and navigation links. Below the header, the 'Log In' section contains two input fields: 'FSA ID Username, Email, or Mobile Phone' and 'Password'. The 'Forgot My Username' link is highlighted with a red circle. Below the password field is the 'Forgot My Password' link. At the bottom of the log in section are 'Log In' and 'Create an Account' buttons. The footer contains links for 'Help Center', 'Contact Us', and 'Feedback and Ombudsman'.

An official website of the United States government.

Help Center English | Español

Log In | Create Account

FederalStudentAid PROUD SPONSOR of the AMERICAN MIND®

UNDERSTAND AID ▾ APPLY FOR AID ▾ COMPLETE AID PROCESS ▾ MANAGE LOANS ▾

Log In

FSA ID Username, Email, or Mobile Phone

[Forgot My Username](#)

Password

SHOW PASSWORD

[Forgot My Password](#)

Log In

or

Create an Account

Help Center | Contact Us | Feedback and Ombudsman

FORGOT USERNAME

You can retrieve your username by

- having a secure code emailed to you (enter your verified email address and date of birth);
- having a secure code texted to you (enter your verified mobile phone number and date of birth); or
- answering your challenge questions (enter your Social Security number, last name, and date of birth).


An official website of the United States government. Help Center English | Español


FederalStudentAid
An OFFICE of the U.S. DEPARTMENT of EDUCATION


UNDERSTAND AID ▾ APPLY FOR AID ▾ COMPLETE AID PROCESS ▾ MANAGE LOANS ▾ Log In | Create Account 🔍

Retrieve Your Username

Select one of the following options:

 Text a secure code to my mobile phone.

 Email a secure code.

 Answer my challenge questions.

myStudentAid Mobile App

The official
myStudentAid mobile
app is now available!

Federal**StudentAid**
401 OFFICE OF 100 U.S. DEPARTMENT OF EDUCATION





SCHOLARSHIPS



\$500 FAFSA Scholarship & Prizes

Random drawings for NM High School Seniors that complete their FAFSA.



Congratulations to our final Winners
for the 2020-21 Award Year
Prize Winners



<https://www.nmeaf.org/FAFSA-Scholarship>

Tik Tok Challenge

\$100

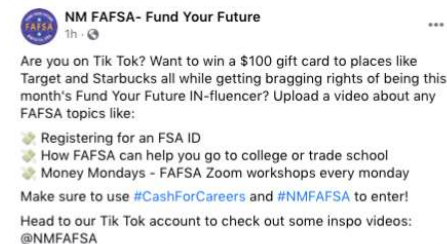
Hashtags **#CashForCareers** and **#NMFAFSA** to enter

"Are you on Tik Tok? Want to win a \$100 gift card to places like Target and Starbucks all while getting bragging rights of being this month's Fund Your Future IN-fluencer? Upload a video about any FAFSA topics like:

- 📄 Registering for an FSA ID
- 📄 How FAFSA can help you go to college or trade school
- 📄 Money Mondays - FAFSA Zoom workshops every Monday

Make sure to use [#CashForCareers](#) and [#NMFAFSA](#) to enter!

Head to our Tik Tok account to check out some inspo videos: [@NMFAFSA](#)"





MONEY MONDAYS



FAFSA-Fund Your Future



The process is free and easy. Every Monday from 3-6PM, students and/or parents can log in to our virtual help session, Money Mondays. At Money Mondays, we have professionals from the local universities and other volunteers there to help you complete the FAFSA or simply answer questions about continuing your education.

Money Monday Link

<https://us02web.zoom.us/j/89937781897>

Money Monday Schedule - English

SAVE THE DATE!

Every Monday

FUND YOUR FUTURE FAFSA NMEAFSA.ORG

FAFSA MONEY MONDAY
"Virtual FAFSA Assistance"
Time: 3PM – 6PM

Go to: <https://www.nmeaf.org/money-mondays>

2021 FAFSA Assistance

- October 4
- October 11
- October 18
- October 25
- November 1
- November 8
- November 15


FAFSA Money Monday Link



MM Flyer

Q & A



Email: outreach@nmeaf.org